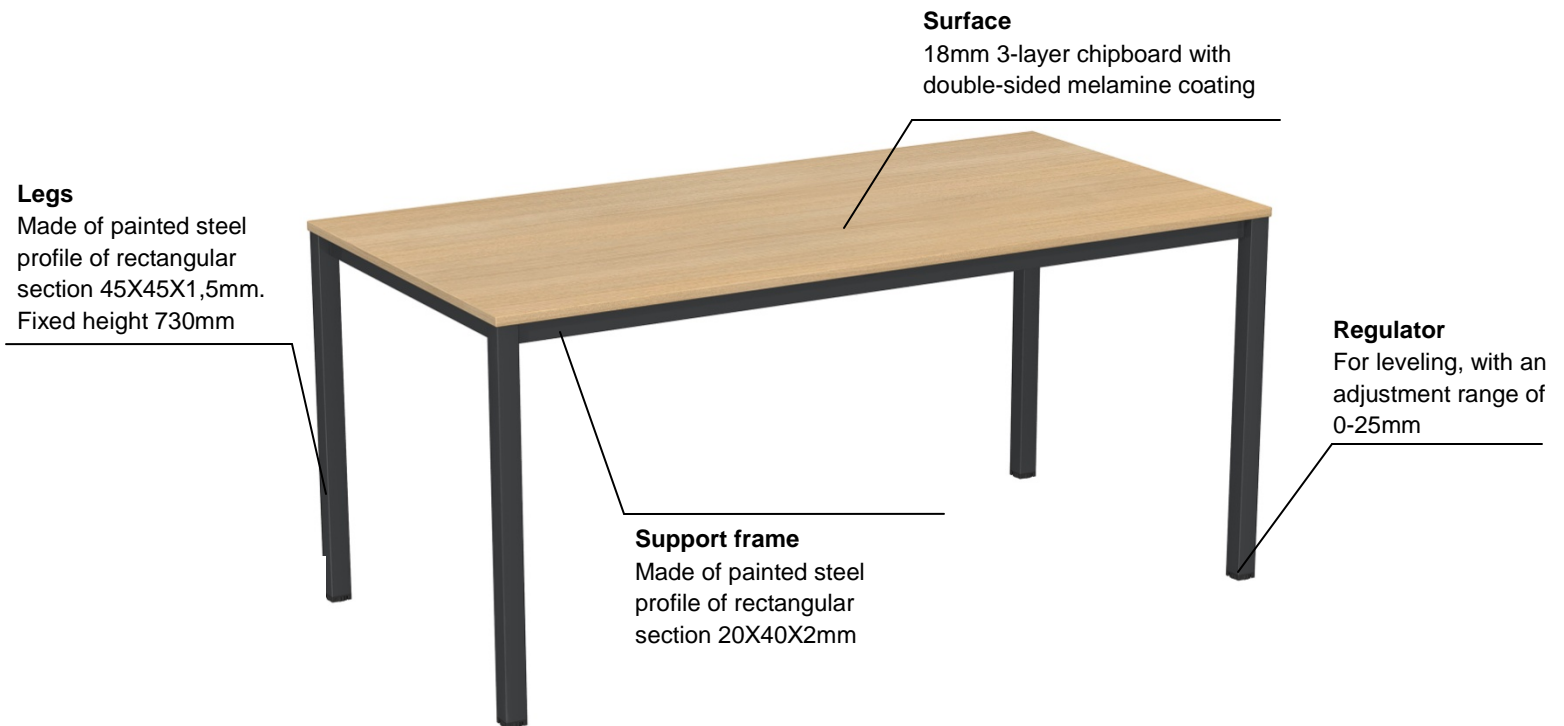


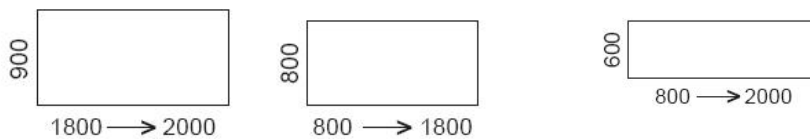


DROMEAS

TETRA-N fixed height frame



DIMENSIONS



<https://www.dromeas.gr/>



DROMEAS

TETRA-N adjustable with button frame

Button for height adjustment

Button height adjustment with 20mm pitch and 650-850mm adjustment range

Surface

Three-layer chipboard with 18mm thick double-sided melamine coating

Legs

Made of painted steel profile of rectangular section 45X45X1,5mm. Adjustable height 650-850mm

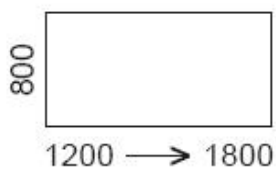
Regulator

For leveling, with an adjustment range of 0-25mm

Support frame

From painted steel profile of rectangular cross section 20x40x2mm

DIMENSIONS



<https://www.dromeas.gr/>



DROMEAS

TETRA-N adjustable with button frame and sliding surface

Separating strip

A special brush that covers the gap when the surface is closed and at the same time allows safe passage of the cables

Sliding surface

18mm 3-layer chipboard with double-sided melamine coating, consisting of 2 parts a fixed and a sliding

Legs

Made of painted steel profile of rectangular section 45X45X1,5mm. Adjustable height 650-850mm

Button for height adjustment

Button height adjustment with 20mm pitch and 650-850mm adjustment range

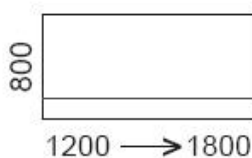
Support frame

From painted steel profile of rectangular cross section 20x40x2mm

Regulator

For leveling, with an adjustment range of 0-25mm

DIMENSIONS




<https://www.dromeas.gr/>



DROMEAS

COLOR CHART

Melamine Surface color



Metallic frame color



CERTIFICATES

EN 527-1:11

EN 527-2:02

EN 527-3:03

RAL-UZ38



<https://www.dromeas.gr/>